

seppi m[®]

MULCHING EQUIPMENT SPECIALISTS

APPLE cs
APPLE vario

Rotary Mowers







Rotary Mowers

Rotary mowers are used in agriculture - mainly for mowing grass in orchards and vineyards.

Due to the low profile these mowers can easily reach the trunk and thereby protect the fruit.

"Mulchers are a long-term investment.

It is important to us that you remain satisfied with your mulcher."

SEPPi M. S.p.A.

APPLE cs

40 - 90 HP

Rotary mower with large side shift

The APPLE cs is a strong rotary mower for mowing grass in orchards and vineyards.

Adjustable support wheels make it possible to adjust the mower to the wheel width of the tractor. Adaptation to the ground contours is further helped by the hitch.

The cut material is discharged to the right. A subsequent modification of material discharge to the left is possible on request.



Standard version and specifications

- > Mows grass and weed up to 1 cm (0.4 inch) Ø
- > Working speed 6-9 km/h
- > Robust chassis
- > Reversible cat. 1 & 2 ISO 3-point linkage
- > Hydraulic side shift up to 58 cm (23 inch)
- > 540 rpm gearbox without freewheel with through shaft
- > Input shaft 1 3/8" Z=6
- > Lateral discharge
- > Front support wheels
- > Rear support roller with roller scarper
- > Rotor with horizontally rotating blades

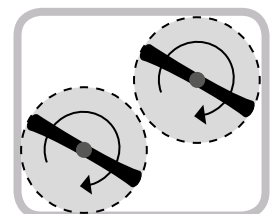
Optional configuration and accessories

- > PTO drive shaft with freewheel
- > Gearbox 1000 rpm
- > Front attachment
- > Herbicide spraying system XID single

SPECIFICATIONS	Tractor power 40-90 HP	
	145 cm [57 inch]	170 cm [67 inch]
Working width	145 cm [57 inch]	170 cm [67 inch]
Overall width	150 cm [59 inch]	175 cm [69 inch]
Depth	168 cm [66 inch]	168 cm [66 inch]
Height	95 cm [37 inch]	95 cm [37 inch]
Weight (base value)	411 kg [906 lb]	435 kg [959 lb]
Blades	4	4

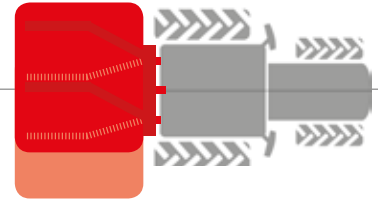
ROTOR

2 rotors / 4 blades



Hydraulic side shift

The attachment of the APPLE cs is on the left-hand side.
The parallel linkage side shift moves the mower to the right for the work under the rows of trees.



PARALLEL LINKAGE SIDE SHIFT

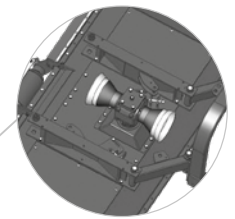
145 cm [57 inch]	76 [30]	18 [7]	27 [10]	69 [27]	50 [19]	127 [50]
170 cm [67 inch]	81 [32]	23 [9]	35 [13]	89 [35]	58 [23]	147 [58]

REQUIRED HYDRAULIC FITTINGS

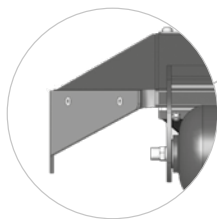
Side shift	1 double acting
------------	-----------------



Adjustable support wheels and support roller to determine the height of cut



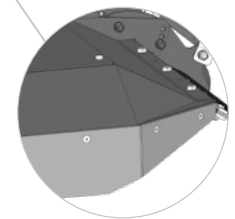
Special attachment hitch for easy reversing of the machine.



Low profile to protect trees and fruits



Strong rotary blade



Rounded angles for easy manoeuvring - no grass sticks in the rear protection.

APPLE vario

40 - 90 HP

APPLE vario: variable in many ways

The APPLE vario is a tough rotary mower with variable working width. This is especially convenient if the row width varies or is irregular. The mower dynamically adapts itself to the width of the row. The working width can be adjusted even during use, and the work between the rows can be done in one job. The adjustable height of cut and aerodynamic shaped knives ensure perfect cut quality.



Standard version and specifications

- > Mows grass and weed up to 1 cm Ø
- > Working speed 6-9 km/h
- > Chassis made of high tensile steel **S420**
- > Central fixed cat. 1 & 2 ISO 3-point rear linkage
- > Forward and reverse drive
- > Hydraulic working width adjustment: independent lateral movement of the wings
- > 540 rpm gearbox without freewheel
- > Input shaft 1 3/8" Z=6
- > Grass is discharged to the side backwards
- > Front support wheels (metal)
- > Rear support roller with roller scarper
- > Front and rear protection with chains
- > Rotor with horizontally rotating blades

Optional configuration and accessories

- > PTO drive shaft with freewheel and torque limiter (rear and front mounting available)
- > Hydraulic working width adjustment: synchronous lateral movement of the wings (open/close)
- > Hydraulic side shift* 50 cm [20 inches] (each side 25 cm [10 inches])
- > Gearbox 750 or 1000 rpm
- > Grass is discharged towards the middle
- > Front support wheels (rubber)
- > Rotating rear support wheels (rubber), instead of support roller
- > **XID double** Herbite spraying system with spray nozzels on both sides
- > **VARIOMATIC system** Lateral bumper with sensor (only rear mulcher)

* not available for model 125-160

SPECIFICATIONS	Tractor power 40-90 HP			
	125-160 cm [49-63"]	140-190 cm [55-75"]	170-230 cm [67-91"]	190-260 cm [75-102"]
Working width	125-160 cm [49-63"]	140-190 cm [55-75"]	170-230 cm [67-91"]	190-260 cm [75-102"]
Overall width	131-166 cm [52-65"]	145-195 cm [57-77"]	176-236 cm [69-93"]	196-266 cm [77-105"]
Depth	145 cm [57"]	155 cm [61"]	180 cm [71"]	190 cm [75"]
Height	95 cm [37"]	95 cm [37"]	95 cm [37"]	95 cm [37"]
Weight (base value)	510 kg [1,120 lb]	550 kg [1,210 lb]	600 kg [1,320 lb]	650 kg [1,430 lb]
Blades	4	4	4	4



Hydraulic side shift

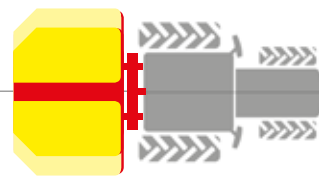
In the standard version, the side wings can be moved independently of each other and thus determine the working width individually.

A synchronous version is also available: the wings can be moved at the same time, opening and closing at the same distance.

The margin is between 35 and 70 cm [14-28 inches], depending on the model.

In addition, the mower can be equipped with a hydraulic side shift. Here, the mower moves to the right and left; the total side shift is 50 cm [20 inches], 25 cm [10 inches] each left and right.

Chassis made of high tensile steel
S420



ADJUSTMENT OF WORKING WIDTH (lateral wings)

125-160	80 [31]	62,5 [25]	62,5	80
140-190	95 [37]	70 [28]	70	95
170-230	115 [45]	85 [33]	85	115
190-260	130 [51]	95 [37]	95	130

WORKING WIDTH WITH SYMMETRIC SIDE SHIFT (3-point linkage)

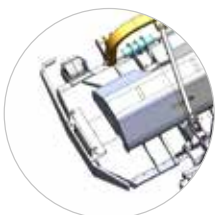
140-190	45 [18]	MIN TOTAL 140	95 [37]
	70 [28]	MAX TOTAL 190	120 [47]
170-230	60 [24]	MIN TOTAL 170	110 [43]
	90 [35]	MAX TOTAL 230	140 [55]
190-260	70 [28]	MIN TOTAL 190	120 [47]
	105 [41]	MAX TOTAL 260	155 [61]

REQUIRED HYDRAULIC FITTINGS

Independent adjustment of the working width	2 double acting
Synchronous adjustment of the working width (option)	1 double acting
Side shift (option)	1 double acting



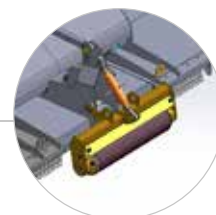
Hydraulic side shift (option)



VARIOMATIC (option)
Lateral bumper made of wear resistant steel with sensor and electro-hydraulic control



Herbicide spraying system
XID double (option)



Depending on conditions, available with support roller (standard) or rotating wheels (option)

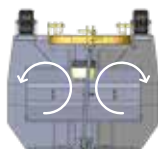
When changing the working width, support wheels are adjusted automatically.
Wheels made of metal (standard) or rubber (option)

Movable wings for the adjustment of the working width

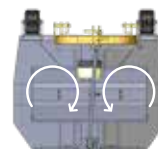
ROTOR AND MATERIAL DISCHARGE












Overlapping blades for a regular cut, also while changing the working width



Grass is discharged to the side backwards (standard)



Grass is discharged towards the middle (option)



SEPPi M. SpA/AG Italy
 Zona Artigianale 1 Handwerkerzone
 I-39052 Caldaro/Kaltem (BZ)
 T. +39 0471 963 550
www.seppi.com

SEPPi M. USA
 Division of SEPPi M. SpA
 9077 Gold Park Drive
 West Chester, OH 45011
 T. +1 513 443 6339

www.youtube.com/seppimulcher



Türkiye Temsilcisi



Tel: 0332 351 0144
dempo@dempogroup.com
www.dempogroup.com